





Gondoles / Chariots ~ Accessoires Métalliques

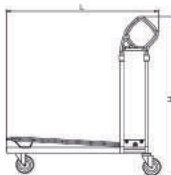



ADIG TEC

Fit in with shop


* Special Series— Hand Truck Series

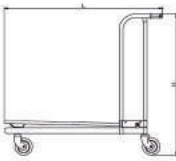



X-04


| | |
|-----------------------|--------------|
| Mode | X-04 |
| (LXWXH) Specification | 965X715X1115 |
| Capacity (Kg) | 200 |
| Vol. | / |
| Casters diameter | Φ125 |
| Finish | Zn/Eppc |

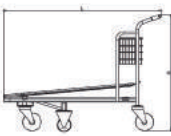



X-05


| | |
|-----------------------|---------------|
| Mode | X-05 |
| (LXWXH) Specification | 1120X720X1015 |
| Capacity (Kg) | 300 |
| Vol. | / |
| Casters diameter | Φ125 |
| Finish | Zn/Eppc |

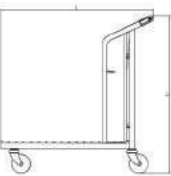



X-500

| | |
|-----------------------|---------------|
| Mode | X-500 |
| (LXWXH) Specification | 1380X770X1005 |
| Capacity (Kg) | 500 |
| Vol. | / |
| Casters diameter | Φ160 |
| Finish | Zn/Eppc |

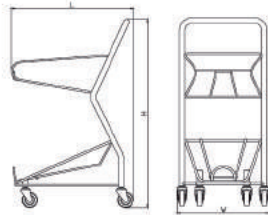


X-07

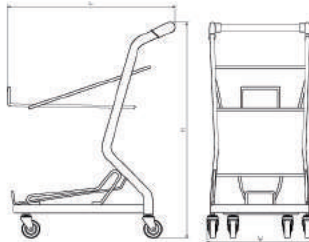
| | |
|-----------------------|---------------|
| Mode | X-07 |
| (LXWXH) Specification | 1010X570X1050 |
| Capacity (Kg) | 上50 下150 |
| Vol. | 50L |
| Casters diameter | Φ125 |
| Finish | Zn/Eppc |

* Special Series— Hand Basket Cart Series



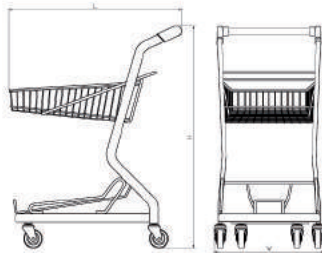
X-1Q

| | |
|-----------------------|-------------|
| Mode | X-1Q |
| (LXWXH) Specification | 560X430X910 |
| Capacity (Kg) | 30 |
| Vol. | / |
| Casters diameter | Φ75 |
| Finish | Zn/Eppc |



X-1H

| | |
|-----------------------|-------------|
| Mode | X-1H |
| (LXWXH) Specification | 610X410X970 |
| Capacity (Kg) | Up/Down 20 |
| Vol. | / |
| Casters diameter | Φ75 |
| Finish | Zn/Eppc |



X-1I

| | |
|-----------------------|-------------|
| Mode | X-1I |
| (LXWXH) Specification | 610X410X970 |
| Capacity (Kg) | Up/Down 20 |
| Vol. | 18L |
| Casters diameter | Φ75 |
| Finish | Zn/Eppc |

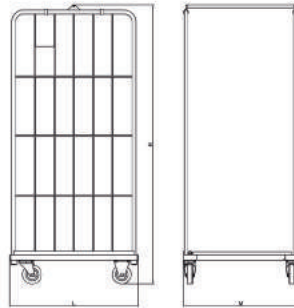


X-1J

| | |
|-----------------------|-------------|
| Mode | X-1J |
| (LXWXH) Specification | 665X450X960 |
| Capacity (Kg) | Up/Down 20 |
| Vol. | / |
| Casters diameter | Φ75 |
| Finish | Zn/Eppc |

◆ Y after model number indicates cart with travelator casters.

* European Roll Cage T-2Z-A Series



| | |
|------------------------------|--------------|
| Specification(mm) (LxWxH) | 850x760x1850 |
| Casters diameter(mm) | φ 125 |
| Max Capacity (kg) | 400 |
| Volume (m ³) | 0.89 |
| Finish | Zinc |

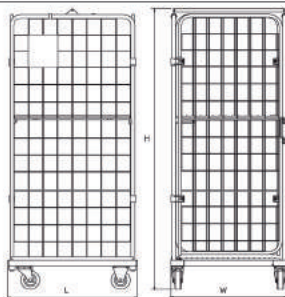



* European Roll Cage T-2Z-A
(Iron mesh plate)



* European Roll Cage T-2Z-AS
(Plastic floor)

* European Roll Cage T-4Z-A Series



| | |
|-------------------------------|--------------|
| Specification (mm) (LxWxH) | 850x760x1850 |
| Casters diameter (mm) | φ 125 |
| Max Capacity (kg) | 400 |
| Volume (m ³) | 0.89 |
| Finish | Zinc |
| Middle Shelf (LxW) | 712x754 |

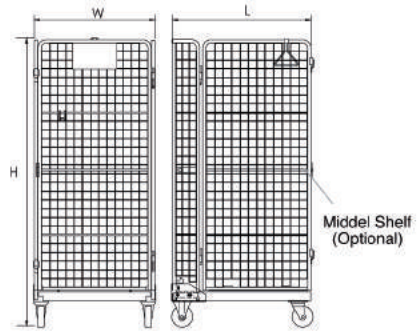


* European Roll Cage T-4Z-A
(Iron mesh plate)



* European Roll Cage T-4Z-AS
(Plastic floor)

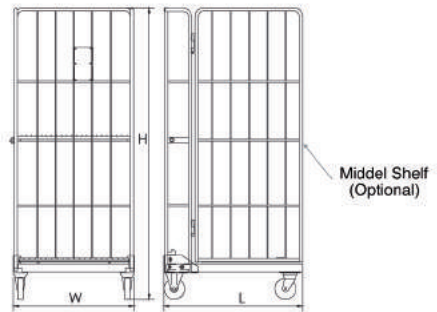
* European Roll Cage E-2



Specification

| Specification (LxWxH)(mm) | Casters diameter (mm) | Max Capacity (kg) | Volume (m ³) | Finish |
|---------------------------|-----------------------|-------------------|--------------------------|--------|
| 830x730x1725 | φ 125 | 250 | 0.8 | Zinc |

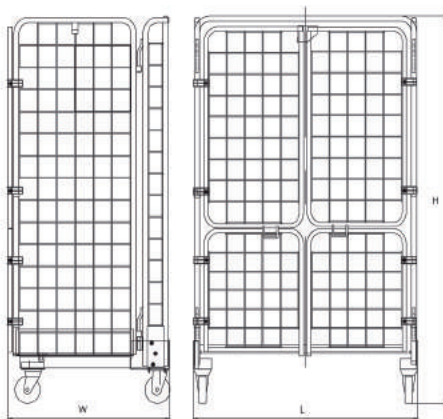
* European Roll Cage E-4



Specification

| Specification (LxWxH)(mm) | Casters diameter (mm) | Max Capacity (kg) | Volume (m ³) | Finish |
|---------------------------|-----------------------|-------------------|--------------------------|--------|
| 830x730x1725 | φ 125 | 250 | 0.8 | Zinc |

* European Roll Cage / A-Shaped Base Series

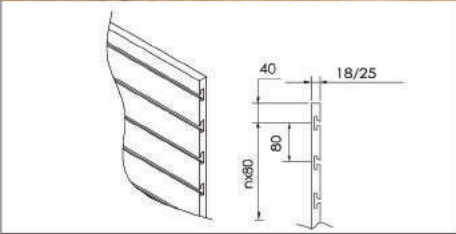


Specification

| | |
|---------------------------|---------------|
| Model | E-3B |
| Specification (LxWxH)(mm) | 1120x810x1780 |
| Casters diameter (mm) | φ 125 |
| Max Capacity (kg) | 300 |
| Volume (m ³) | 1.14 |
| Finish | Zinc |

* The Specification Of Gondola Shelving

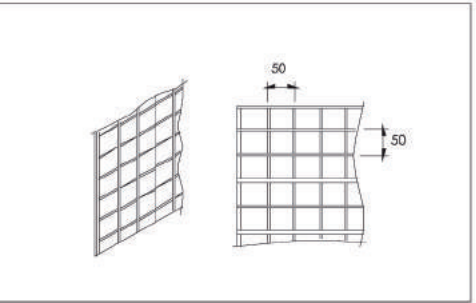
Slot Panel



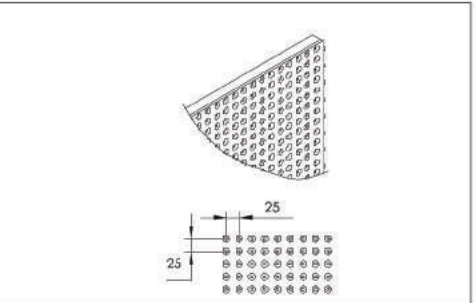
Rectangular Tube




Wire Shelf



Punched Panel




A1 Interpolating price tags




| Specification(mm) | |
|-------------------|-----|
| 500x39 | |
| 700x39 | |
| 900x39 | |
| 1200x39 | |
| 1300x39 | |
| Material | PVC |

A2 Coupling price tag




| Specification(mm) | |
|-------------------|-----|
| 500x39 | |
| 700x39 | |
| 900x39 | |
| 1200x39 | |
| 1300x39 | |
| Material | PVC |

A3 Arc interpolation baffle-type price tag




| Specification(mm) | |
|-------------------|-----|
| 500x39 | |
| 700x39 | |
| 900x39 | |
| 1200x39 | |
| 1300x39 | |
| Material | PVC |

A4 Interpolation baffle-type price tag



| Specification(mm) | |
|-------------------|-----|
| 500x39 | |
| 700x39 | |
| 900x39 | |
| 1200x39 | |
| 1300x39 | |
| Material | PVC |

Tag Strip



| Model | Specification(mm) |
|----------|-------------------|
| MKL-SB01 | L=10CM |

Equipped With Double-Wire Hook

Tag Strip



| Model | Specification(mm) |
|-----------|-------------------|
| MKL-SB05A | 900x39 |
| MKL-SB05B | 1200x39 |
| MKL-SB05C | 1300x39 |

Equipped With Tilted Wire Basket

Tag Strip



| Model | Specification(mm) |
|-----------|-------------------|
| MKL-SB06A | 900x39 |
| MKL-SB06B | 1200x39 |
| MKL-SB06C | 1300x39 |

Equipped With Shell Table,
Outside Covered Structure.

Tag Strip



| Model | Specification(mm) |
|-----------|-------------------|
| MKL-SB07A | 900x39 |
| MKL-SB07B | 1200x39 |
| MKL-SB07C | 1300x39 |


Equipped With Shelf Table

* Hook

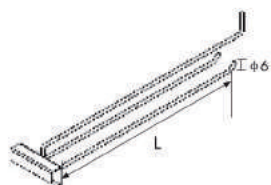
Basketball Hook



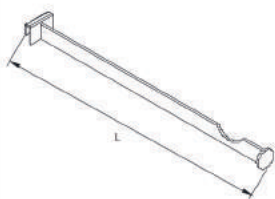
Dish Hook



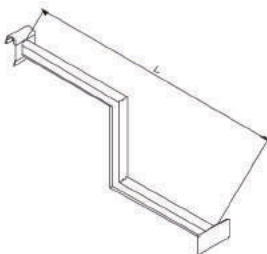
Cup Hook



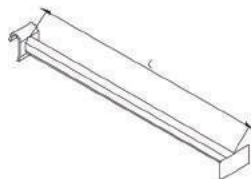
Bicycle Hook



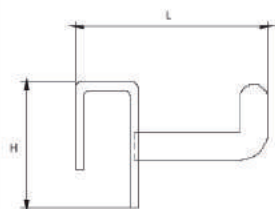
Z-Shaped Garment Hook



Flathead-Shaped Hook



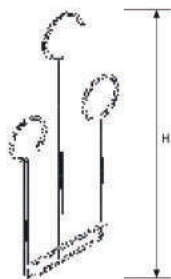
Air Condition Hook



Shoe Stretcher











Slipper Hook













* Hook


| Description | Model | Figure | Specification(mm) | Finish | |
|--|------------|--------|-----------------------------|--------|----|
| | | | | Eppc | Cr |
| Round-tube hook for horizontal bar | G-ya-1-400 | | $\phi 16 \times 400-1$ | • | • |
| | G-ya-1-450 | | $\phi 16 \times 450-1$ | • | • |
| Square-tube steel ball hook for horizontal bar | G-la-15-7 | | $25 \times 25 \times 400-7$ | • | • |
| | G-la-15-8 | | $25 \times 25 \times 450-8$ | • | • |
| Round-tube steel ball hook for horizontal bar | G-ya15-6 | | $\phi 16 \times 350-6$ | • | • |
| | G-ya15-7 | | $\phi 16 \times 400-7$ | • | • |
| | G-ya15-8 | | $\phi 16 \times 450-8$ | • | • |
| Upline steel ball hook for horizontal bar | G-yg15-6 | | $\phi 8 \times 350-6$ | • | • |
| | G-yg15-7 | | $\phi 8 \times 400-7$ | • | • |
| | G-yg15-8 | | $\phi 8 \times 450-8$ | • | • |
| | G-yg30-6 | | $\phi 8 \times 350-6$ | • | • |
| | G-yg30-7 | | $\phi 8 \times 400-7$ | • | • |
| | G-yg30-8 | | $\phi 8 \times 450-6$ | • | • |
| Square-tube hook for horizontal bar | G-fa-1-400 | | $20 \times 20 \times 400-1$ | • | • |
| | G-fa-1-450 | | $20 \times 20 \times 450-1$ | • | • |
| Upline hook for shelf | G-a-1-100 | | $\phi 6 \times 100$ | • | • |
| | G-a-1-200 | | $\phi 6 \times 200$ | • | • |
| | G-a-1-300 | | $\phi 6 \times 300$ | • | • |
| | G-a-1-400 | | $\phi 6 \times 400$ | • | • |
| Upline hook for shelf (transverse block) | G-a1-1-100 | | $\phi 6 \times 100$ | • | • |
| | G-a1-1-200 | | $\phi 6 \times 200$ | • | • |
| | G-a1-1-300 | | $\phi 6 \times 300$ | • | • |
| | G-a1-1-400 | | $\phi 6 \times 400$ | • | • |
| Double-line hook for shelf | G-b-100 | | $\phi 6 \times 100$ | • | • |
| | G-b-200 | | $\phi 6 \times 200$ | • | • |
| | G-b-300 | | $\phi 6 \times 300$ | • | • |
| | G-b-400 | | $\phi 6 \times 400$ | • | • |
| Double-line hook for shelf (transverse block) | G-b1-100 | | $\phi 6 \times 100$ | • | • |
| | G-b1-200 | | $\phi 6 \times 200$ | • | • |
| | G-b1-300 | | $\phi 6 \times 300$ | • | • |

The specification for double-line hooks base on the size of bottom line.


| Description | Model | Figure | Specification(mm) | Finish | | |
|--|---|---|---|--------|----|---|
| | | | | Eppc | Cr | |
| Unline hook for horizontal bar | G-c-100 |  | φ6×100 | • | • | |
| | G-c-200 | | φ6×200 | • | • | |
| | G-c-300 | | φ6×300 | • | • | |
| | Unline hook for horizontal bar | G-c1-200 |  | φ8×200 | • | • |
| | | G-c1-300 | | φ8×300 | • | • |
| | | G-c1-400 | | φ8×400 | • | • |
| | | G-c1-500 | | φ8×500 | • | • |
| Unline hook for horizontal bar (transverse block) | G-c2-100 |  | φ6×100 | • | • | |
| | G-c2-200 | | φ6×200 | • | • | |
| | G-c2-300 | | φ6×300 | • | • | |
| | Unline hook for horizontal bar (transverse block) | G-c3-200 |  | φ8×100 | • | • |
| | | G-c3-300 | | φ8×200 | • | • |
| | | G-c3-400 | | φ8×300 | • | • |
| | | G-c3-500 | | φ8×400 | • | • |
| Double-line hook for horizontal bar | G-e1-100 |  | φ6×100 | • | • | |
| | G-e1-200 | | φ6×200 | • | • | |
| | G-e1-300 | | φ6×300 | • | • | |
| | G-e1-400 | | φ6×400 | • | • | |
| Double-line hook for horizontal bar (top) | G-e1-100 |  | φ6×100 | • | • | |
| | G-e1-200 | | φ6×200 | • | • | |
| | G-e1-300 | | φ6×300 | • | • | |
| | G-e1-400 | | φ6×400 | • | • | |
| Double-line hook for horizontal bar | G-f-200 |  | φ8×200 | • | • | |
| | G-f-300 | | φ8×300 | • | • | |
| | G-f-400 | | φ8×400 | • | • | |
| | G-f-500 | | φ8×500 | • | • | |
| Double-line hook for horizontal bar (transverse block) | G-e2-100 |  | φ6×100 | • | • | |
| | G-b1-200 | | φ6×200 | • | • | |
| | G-b1-300 | | φ6×300 | • | • | |

| Description | Model | Figure | Specification(mm) | Finish | |
|--|------------|---|------------------------|--------|----|
| | | | | Eppc | Cr |
| Double-line hook for horizontal bar (transverse block) | G-e3-100 |  | $\phi 6 \times 100$ | ● | ● |
| | G-e3-200 | | $\phi 6 \times 200$ | ● | ● |
| | G-e3-300 | | $\phi 6 \times 300$ | ● | ● |
| Double-line hook for horizontal bar (transverse block) | G-f1-200 |  | $\phi 8 \times 200$ | ● | ● |
| | G-f1-300 | | $\phi 8 \times 300$ | ● | ● |
| | G-f1-400 | | $\phi 8 \times 400$ | ● | ● |
| | G-f1-500 | | $\phi 8 \times 500$ | ● | ● |
| Upline hook for punched panel | G-ka-150 |  | $\phi 6 \times 150$ | ● | ● |
| | G-ka-200 | | $\phi 6 \times 200$ | ● | ● |
| | G-ka-250 | | $\phi 6 \times 250$ | ● | ● |
| Double-line hook for punched panel | G-ks-150 |  | $\phi 6 \times 150$ | ● | ● |
| | G-ks-200 | | $\phi 6 \times 200$ | ● | ● |
| | G-ks-250 | | $\phi 6 \times 250$ | ● | ● |
| Hook for slot panel | G-cd |  | $\phi 6 \times 150$ | ● | ● |
| L type hook | G-fa-5-400 |  | 25x25x400-5 | ● | ● |
| | G-fa-6-450 | | 25x25x450-6 | ● | ● |
| | G-fa-7-500 | | 25x25x500-7 | ● | ● |
| Steel ball hook for horizontal bar (45° angle) | G-l-300-6 |  | $\phi 16 \times 300-7$ | ● | ● |
| | G-l-350-7 | | $\phi 16 \times 350-6$ | ● | ● |
| | G-l-400-8 | | $\phi 16 \times 400-8$ | ● | ● |
| Steel-ball hook for horizontal bar (right-angle) | G-l-300 |  | $\phi 16 \times 300$ | ● | ● |
| | G-l-350 | | $\phi 16 \times 350$ | ● | ● |
| | G-l-400 | | $\phi 16 \times 400$ | ● | ● |
| Q type hook for horizontal bar | G-n-300 |  | $\phi 12 \times 300$ | ● | ● |
| | G-n-350 | | $\phi 12 \times 350$ | ● | ● |
| | G-n-400 | | $\phi 12 \times 400$ | ● | ● |
| Horizontal bar type tennis display rack | G-qw-480 |  | $\phi 8-480 \times 85$ | ● | ● |

Type of Shelf Unit



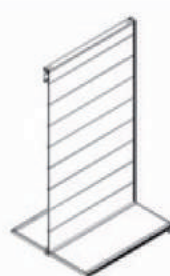
Single-side Starter Unit



double-side Starter Unit



Single-side Starter Add-on Unit

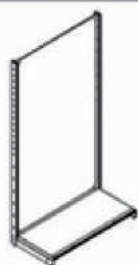


double-side Starter Add-on Unit


Type of Back Panel




Mesh Panel



(MDF board, sunlight board, hollow board)



Plain Panel



Punched Panel

Type of Shelf Board



Punched Shelf Board



Mesh Shelf Board



Glass Shelf Board



Slotted Shelf Board





 adigtic@adigtec.fr  www.adigtec.com

 +212 (6) 57 71 26 49